









Name:

Date:

Map Reading - Treasure Hunt

A position is defined by its horizontal & vertical directions. Read the clues below to mark the route to the treasure. The only condition is that you can move UP, DOWN, LEFT, RIGHT only.

5					
4					
3					
2					
1					
	A	B	C	D	E

- 1 You start from A5 and collect the map.
- 2 To read the map, you need the compass.
- 3 The treasure seems to be in a far off place, collect the binoculars.
- 4 The clock is ticking, pick up the timer and don't be late.
- 5 Oops! you might need to take a closer look too, take a magnifying glass with you.
- 6 Oh! There is a spider web to cross
- 7 I can see some fingerprints on the treasure with my magnifying glass.
- 8 Yay !!! Treasure Unlocked.....