


PRE-SCHOOL

# UNDER THE SEA

ACTIVITIES



This workbook  
belongs to:





---

---




WELCOME  
ABOARD!






Let's find out what are the creatures UNDER THE SEA!




The male seahorse is equipped with a pouch on the ventral, or front-facing, side of the tail. When mating, the female seahorse deposits up to 1,500 eggs in the male's pouch.




Let's find out what are the creatures UNDER THE SEA!




Seals mainly live in the water, they only come ashore to mate, give birth, molt or escape from predators such as orca whales and sharks.




Let's find out what are the creatures UNDER THE SEA!



The blue whale is the largest animal that ever lived and can grow to 90 or more feet and weigh as much as 24 elephants! That's more than 330,000 pounds (150,000kg).



Let's find out what are the creatures UNDER THE SEA!



The smartest  
animal in the ocean.

Dolphin brains have spindle neurons, which are specialized brain cells linked to recognition, memory, reasoning, communication, and more advanced abilities.



Circle the sea animal on the riddle.



1. I have fins.  
2. I am brown.  
3. I get bigger when I'm scared.



Circle the sea animal on the riddle.



1. I can swim.  
2. I do not have fins.  
3. I have tentacles that sting.






Circle the sea animal on the riddle.




1. I have stripes.  
2. I have fins.  
3. I am orange and white.



Draw a line to connect the ocean animals to their names.




turtle



whale




shark



crab







starfish



seahorse






Make a copy of the colored image, use the correct colors.  
Enjoy this copycat coloring exercise.









Make a copy of the colored image, use the correct colors.  
Enjoy this copycat coloring exercise.








Make a copy of the colored image, use the correct colors.  
Enjoy this copycat coloring exercise.





Discover the upper or lowercase letters in the picture and color the sea animal according to the instructions below.














Count and circle all the seashells you see by the seashore!



*Let's find seashells by the seashore!*



Laminate the cards. Cut out the cards and match the exact amount of fish with the correct number.







Laminate the cards. Cut out the cards and match the exact amount of fish with the correct number.

1

2

3

4

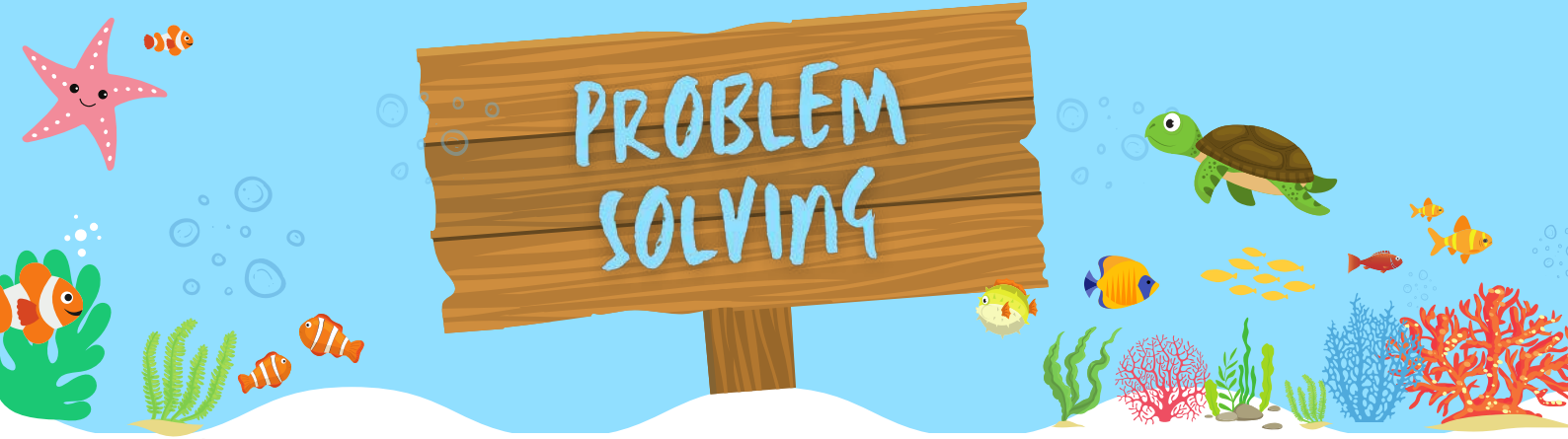
5

6

7




8

9









Can you help me?

Little mermaid needs your help to do some math.  
Write your answers inside the fish bowl.

1.  +  = 

2.  +  = 






3.  +  = 

4.  -  = 

5.  -  = 

# HOW MANY CAN YOU FIND?









Draw some fishes in the fish bowl to complete the picture.








Look at the patterns, then use your crayons to color in the last object in each row.

1. 

2. 

3. 

4. 

5. 



Circle words in the puzzle below.



fish  
crab

whale  
turtle

octopus  
lobster

shark  
oyster



Read and trace the sentences. Color the pictures.

1.

The



is




2.

The



is




3.

The




is

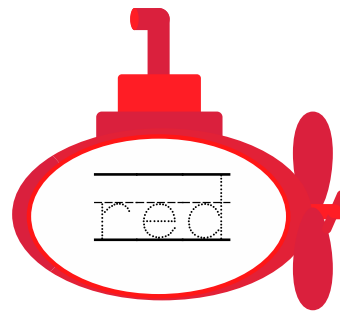


4.

The

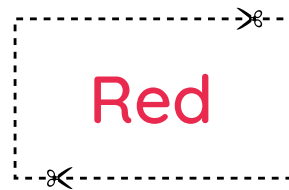


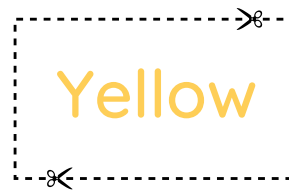


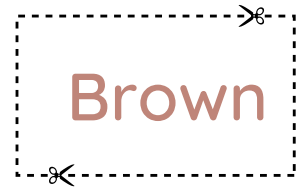


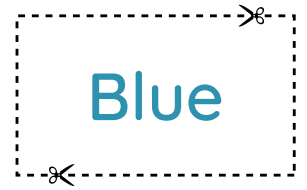





is





Name and cut the color of each sea element.





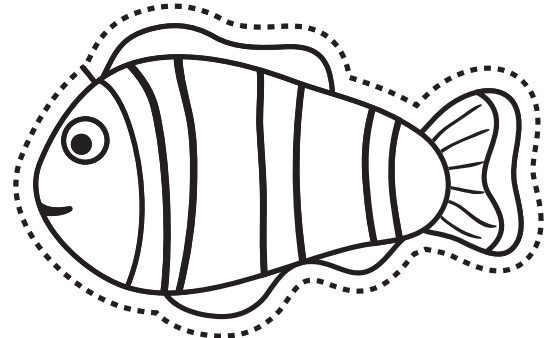


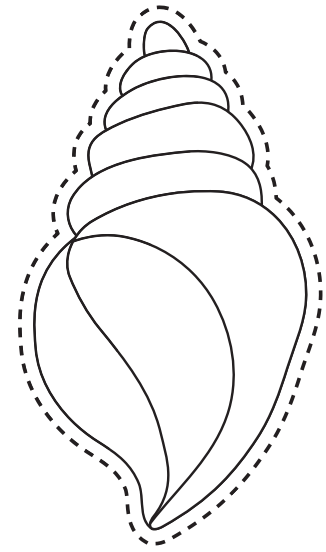



Cut around the pieces.  
Ask a friend or family member and put the puzzle back together.





Color in the sea elements and cut along the dashed lines.






Look at the pictures below. Say what you see out loud.  
What do you hear? Add the missing letter on the blank.



sq \_ id




se \_ l




sh \_ rk



jellyf \_ sh



cr \_ b



f \_ sh


# SEA MAZE

Can you help the fish find its way home?





Say each word out loud while you clap the syllables. Color the correct number.



pufferfish

1

2

3



lobster

1

2

3




whale

1

2

3




stingray

1

2

3

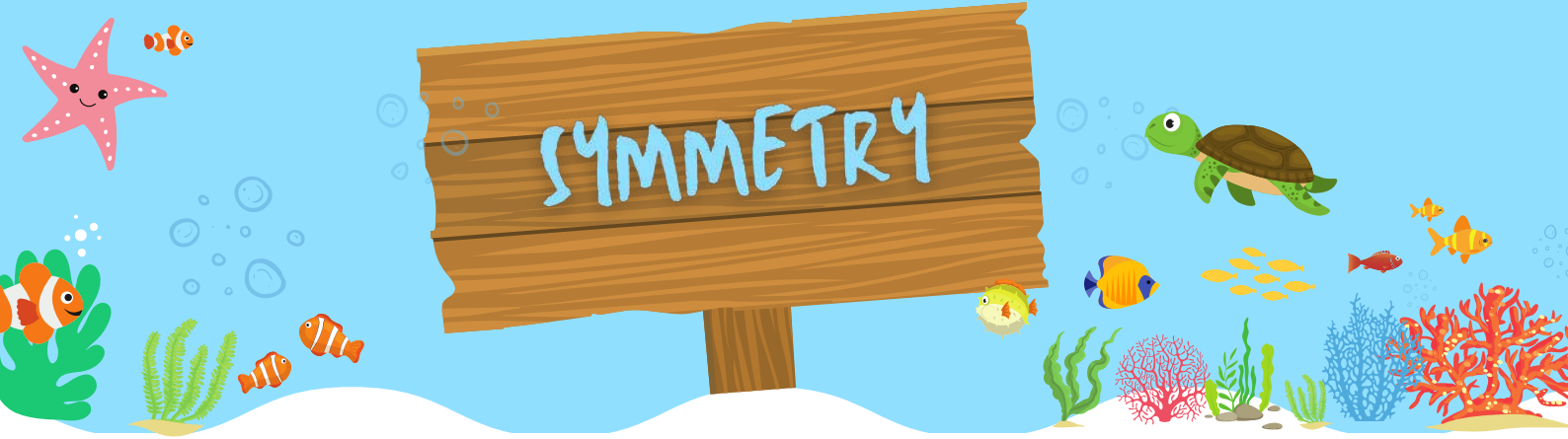


swordfish

1

2

3



Using the grid to draw the other half of the octopus and color it.

